



Pro 5 Weed Barrier

DeWitt Pro 5 Weed Barrier is a woven, needle-punched polypropylene fabric for commercial grade weed control. Specified by leading architects, the fabric is designed to allow air, water, and nutrients through. The fabric will not rot or mildew, and is formulated to resist uv degradation.

Property	Test Method	Unit	Minimum Average Roll Value
Woven Material			Polypropylene
Fiber Backing			Polyester
Color			Black with Gold Stripe every 12"
Construction Weave			15 x 10 or 10 x 15
Weight	ASTM D 5261	OZ/SY	5.0
Grab Tensile Strength	ASTM D 4632	LBS	Scrim 2.8 Cap 2.2
Grab Elongation	ASTM D 4632	%	Warp 80 Weft 65
Trapezoid Tear	ASTM D 4533	LBS	Warp 15 Weft 15
Puncture	ASTM D 6241	LBS	Warp 35 Weft 30
Water Permeability	ASTM D 4491	GAL/MIN/SF	10
Ultraviolet Exposure	ASTM D 4355	% Strength Retained	>70% after 2500 Hrs Carbon Arc Exposure




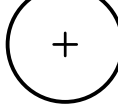












Date: 12/13/16. This data sheet supersedes all previously issued data.
The above properties are typical averages.

THIS INFORMATION RELATES ONLY TO THE SPECIFIC MATERIAL DESIGNATED AND MAY NOT BE VALID FOR SUCH MATERIAL USED IN COMBINATION WITH ANY OTHER MATERIALS OR IN ANY PROCESS. SUCH INFORMATION IS TO THE BEST OF OUR KNOWLEDGE AND BELIEF. ACCURATE AND RELIABLE AS THE DATE COMPILED. HOWEVER NO REPRESENTATION, WARRANTY OR GUARANTEE IS MADE AS TO ITS ACCURACY, RELIABILITY OR COMPLETENESS. IT IS THE USER'S RESPONSIBILITY TO SATISFY HIMSELF AS TO THE SUITABILITY AND COMPLETENESS OF SUCH INFORMATION FOR HIS OWN PARTICULAR USE. WE DO NOT ACCEPT LIABILITY FOR ANY LOSS OR DAMAGE THAT MAY OCCUR FROM THE USE OF THIS INFORMATION NOR DO WE OFFER ANY WARRANTY AGAINST PATENT INFRINGEMENT.

905 South Kingshighway Sikeston, MO 63801
www.dewittcompany.com
573.472.0048 phone / 800.888.9669 / 573.471.6715 fax

THE ABOVE IS THE MINIMUM STANDARD. OTHER BRANDS MAY BE SUBSTITUTED AS LONG AS THE SPECIFICATIONS ARE MET OR EXCEEDED. HOWEVER, ANY SUBSTITUTION MUST BE SUBMITTED BY THE CONTRACTOR FOR PANDA PM APPROVAL, PRIOR TO INSTALLATION.

PLANT SCHEDULE

TREES	CODE	QTY	BOTANICAL NAME	COMMON NAME	CONT	CAL	HT	REMARKS	
	GB	4	GINKGO BILOBA	MAIDENHAIR TREE	45 GAL	2" CAL	10'-12'	FULL FORM, SPECIMAN QUALITY, MALE SPECIMAN	
	NR	13	ILEX 'NELLIE R. STEVENS'	NELLIE R. STEVENS HOLLY	45 GAL		8'-10'	FULL TO GROUND	
	LN	9	LAGERSTROEMIA INDICA 'NATCHEZ'	'NATCHEZ' CRAPE MYRTLE	30 GAL	1.5" CAL	8'-10'	MINIMUM 3 TRUNKS; FULL HEAD	
	QP	11	QUERCUS PHELLOS	WILLOW OAK	45 GAL	2" CAL	10'-12'	FULL HEAD, SPECIMEN QUALITY	
SHRUBS	CODE	QTY	BOTANICAL NAME	COMMON NAME	CONT	HT	W	SPACING	REMARKS
	RA	112	ABELIA X GRANDIFLORA 'ROSE CREEK'	ROSE CREEK ABELIA	3 GAL			36" o.c.	FULL FORM
	GC	32	CHAMAECYPARIS PISIFERA 'GOLDEN MOP'	GOLDEN MOP THREADLEAF FALSE CYPRESS	3 GAL			36" o.c.	FULL FORM
	CG2	36	CRYPTOMERIA JAPONICA 'NANA GRACILIS'	DWARF JAPANESE CEDAR	7 GAL			36" o.c.	FULL FORM
	DB	55	ILEX CORNUTA 'BURFORDII NANA'	DWARF BURFORD HOLLY	3 GAL			48" o.c.	FULL FORM
	SH	14	ILEX CRENATA 'SOFT TOUCH'	SOFT TOUCH JAPANESE HOLLY	3 GAL			36" o.c.	FULL FORM
	JO	23	JUNIPERUS x PFITZERIANA 'ARMSTRONGIIL'	ARMSTRONG JUNIPER	3 GAL			42" o.c.	FULL FORM
	PO	8	PRUNUS LAUROCERASUS 'OTTO LUYKEN'	LUYKENS LAUREL	3 GAL			48" o.c.	FULL FORM
	RE	13	RHODODENDRON X 'P.J.M.'	P.J.M. RHODODENDRON	3 GAL			48" o.c.	FULL FORM
	VO	7	VIBURNUM ODORATISSIMUM	SWEET VIBURNUM	7 GAL			48" o.c.	FULL FORM
SHRUB AREAS	CODE	QTY	BOTANICAL NAME	COMMON NAME	CONT	HT	W	SPACING	REMARKS
	JD2	83	JUNIPERUS CHINENSIS 'PARSONII'	PARSON'S JUNIPER	3 GAL			30" o.c.	
SOD/SEED	CODE	QTY	BOTANICAL NAME	COMMON NAME	CONT	HT		SPACING	
	SOD	14,867 SF	CYNODON DACTYLON 'TIFWAY 419'	TIFWAY 419 BERMUDA GRASS	SOD				
STONE MULCH	CODE	QTY	BOTANICAL NAME	COMMON NAME	CONT	HT		SPACING	
	SM	7,079 SF	MULCH	STONE MULCH	MULCH				

QUANTITY TAKEOFF DISCLAIMER:
QUANTITIES NOTED ON PLANS ARE OFFERED AS A CONVENIENCE TO THE CONTRACTOR FOR BID PURPOSES ONLY. CONTRACTOR SHALL VERIFY ALL QUANTITIES AND REPORT ANY DISCREPANCIES TO THE LANDSCAPE ARCHITECT.



PANDA EXPRESS, INC.
1683 WALNUT GROVE AVE.
ROSEMEAD, CALIFORNIA 91770
TELEPHONE: 626.799.9898
FACSIMILE: 626.372.8268


REVISIONS:

ISSUE DATE:

PLAN CHECK	03-08-23
BID	XX-XX-XX
CONSTRUCTION	XX-XX-XX

DRAWN BY: LDC, WAS DESIGN, INC.

PANDA PROJECT #: D24956
PANDA STORE #: TBD
CIVIL PROJECT #: 220148



PLANTING SCHEDULE

L1.2